




# EASYTRANS

## TECHNICAL INFO

### APPLICATION PARAMETERS

	<b>TEMPERATURE</b>	140°C	or	150°C
	<b>TIME</b>	16 seconds	or	14 seconds
	<b>PRESSURE</b>	4 bar	or	3 bar



#### CARRIER REMOVAL

Hot or warm peel

#### SUITABLE APPLICATION



HOME WEAR  
PROMOTIONAL WEAR  
T-SHIRTS / POLO SHIRTS

#### WASHING INSTRUCTIONS



#### DOMESTIC WASH ONLY



#### WASH TEMPERATURE

30° recommended - 40° maximum  
24 hours after application

## TECHNICAL NOTES

- We recommend using a heat press with temperature, time and pressure control and to follow the application parameters so that the adhesive can penetrate the fabric fibres and have a good result after washing. Please note that the larger the press plate is, the less pressure it exerts on the application. The use of a manual press is not recommended, as the desired pressure may not be achieved.
- Follow the fabric washing instructions to ensure the longevity of the applied transfers.
- We recommend washing and drying inside out.
- We recommend ironing inside out to avoid damaging the transfer.
- Store the transfers in a cool, dry place away from direct sunlight.
- Transfers must be used within 12 months of the date of manufacture.
- Due to the different fabrics on the market, we advise customers to carry out application, washing and any other tests before using the transfers. Polymark recommends conditions of use and washing, but it is not responsible for their application by the customer and the washing method used. It is assumed that before placing the order and before using the products, the purchaser has determined that they are suitable for their intended purpose.